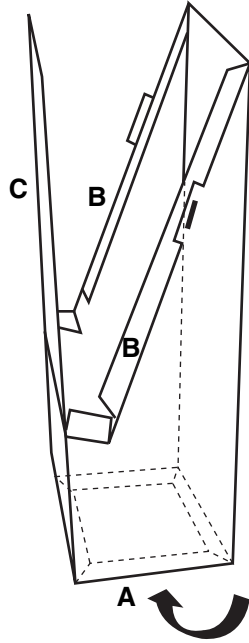


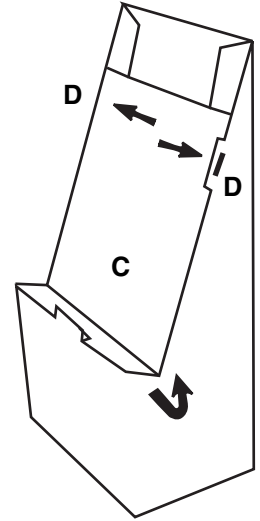
#SD - 007

PEGBOARD DISPLAY Assembly Instructions

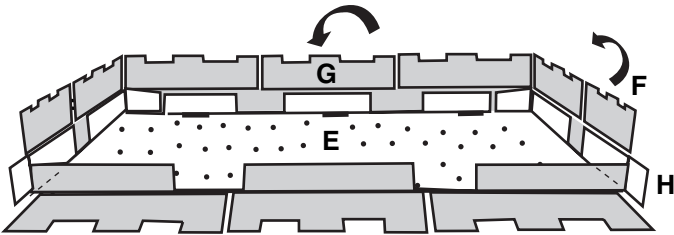
1 Square up base. Fold bottom flaps (A) under base. Fold Right and left flaps (B) in towards each other.




2 Pull out locking tabs (D) from flaps (B). Fold front shelf (C) and lock into base.



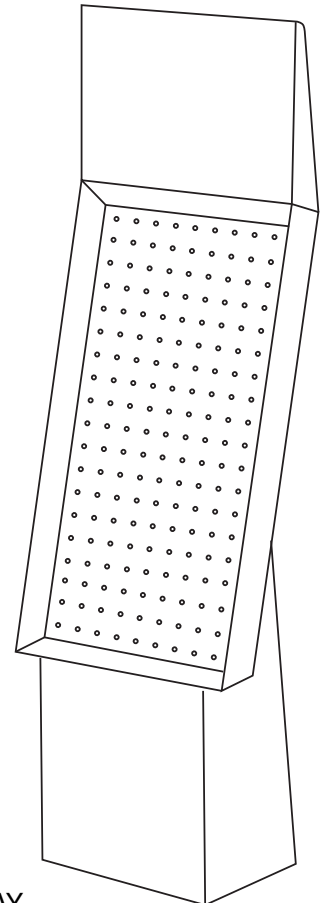
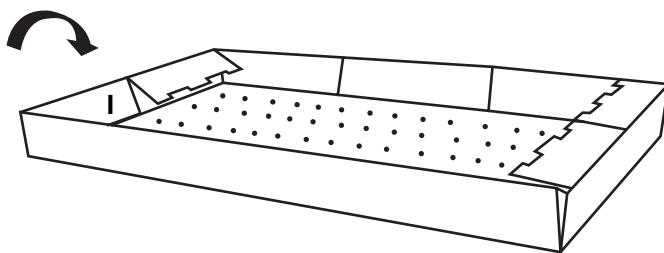
3 Place backboard insert (E) in tray. Fold (F) at 90°. Roll over right and left flaps (G) over (H) and lock in.



5 Attach header as shown.



4 Roll over top and bottom flaps (I) and lock in. Place tray onto base.



YOUR FINISHED DISPLAY