

Assembly Instructions for Speed Table



1) Pre-fold scores on tray.
Roll over corner panels as shown. Repeat for other 3 corners.




2) Roll over end panels. Repeat for other side.




3) Fold up divider as shown.



4) Lock end flaps of divider behind tray panels.




5) Repeat for remaining dividers.



6) Unfold base. Square up corners.



7) Fold in support flaps at bottom of base.



8) Fold tray support flap into slot provided on base.



9) Repeat for other side. Fold back Tray holding flaps.



10) Place tray on base. Lock base flaps into slots on bottom of tray.



11) Double over header.



12) Align slots on header with tray dividers and lock into place.

Your Finished Display

