

# Stackable Trays






## Assembly Instructions






Fold to double up end flaps, then fold over side.



Fold center and side tabs to go into slots.




Repeat for other side of Tray.



Roll over front lip.




Roll back panel down.




Repeat steps to set up 3 more trays.

Turnover one tray for the base.

Push end tabs into slot.



Stack three trays using the tabs and slots.



Optional metal poles for stronger support.

Insert Header